



# Wildfire Preparedness for Household Pets

*BROUGHT TO YOU BY:*



**NATIONAL FIRE PROTECTION ASSOCIATION**

The leading information and knowledge resource on fire, electrical and related hazards



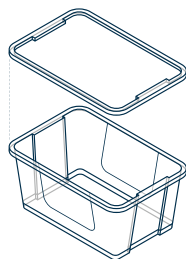
## Wildfire Preparedness for Household Pets

# Pet Evacuation Checklist



### Simple tools you'll need to start building your pet's evacuation kit:

- » Large bin or tote with a lid (preferably a waterproof type)
- » Clear waterproof sealable plastic bags in multiple sizes
- » A Sharpie-style writing utensil for labeling and marking contents
- » Notepad for documenting special details and needs
- » Pen or pencil
- » One or two flash drives (*storing all the information outlined in the following sections on a flash drive will provide access if you're evacuated and unable to take the kit due to limited time. Having a backup flash drive that you provide to a friend or relative, is also a good idea so you have an alternate source if you're unable to take the primary one with you.*)



**BROUGHT TO YOU BY:**





## Wildfire Preparedness for Household Pets

# Pet Evacuation Checklist



The following items need to be included in each kit and also stored on your flash drive(s):


### » Pet Vaccination Records:

- Copies of all current vaccination records for each pet  
(NOTE: Your pet's most recent rabies registration tag needs to be attached securely to its collar)

### » Medications:


- Keep a list of all current medicines and their associated doses
- Your vet's office may also be evacuated or closed during a wildfire, so this information will be important

If possible, keep an extra supply of medicines that your pet takes on a regular basis. Ensure each is labeled with the pet's name and a description of that pet. If you have multiple pets consider enclosing a photo of the pet that needs the medication. Periodically check the expiration dates and replace as needed.



BROUGHT TO YOU BY:





## Wildfire Preparedness for Household Pets

# Pet Evacuation Checklist

### » Special Needs Documentation:


- List of each pet's current physical disabilities or illnesses
- Emotional or behavioral problems and how to deal with them
- Special feeding schedule/requirements
- Dietary restrictions
- Allergies

### » Copies of Ownership Records:

- Adoption records
- Registration paperwork
- Pet health insurance policies
- Municipal or county license tags and paperwork

### » Microchip Paperwork:

- Include copies of the animal's microchip paperwork. Update the address listed on the paperwork as needed to keep it accurate and current.
- Consider enrolling your microchipped pet(s) in a recovery database
- Verify your pet's microchip enrollment information with AKC Reunite 800-252-7894 or at <http://www.akcreunite.org/petowner/petemergencyguide/>




**BROUGHT TO YOU BY:**





## Wildfire Preparedness for Household Pets

# Pet Evacuation Checklist

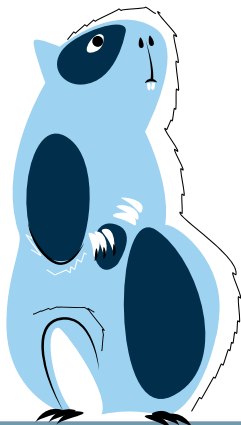


### » Leash, Harness and Collars

- Have your phone number and address on an I.D. tag attached to the pet's collar  
(NOTE: Since cell phones could be temporarily out of service in a wildfire, include a relative's phone number on the tag, too, just in case you and your pet get separated)
- Leash
- Harness/gentle leader (if used by your pet)
- Collar

### » List of important pet related phone numbers (remember cell phones and Internet access could be temporarily out of service and you'll need a printed list to connect with these resources):

- Veterinarian
- Local animal control agency
- Animal shelter/boarding facility
- List of pet friendly hotels/motels near your community
- Friends that may be willing to temporarily take your pet while you're evacuated and out of your home
- Neighbors in your Buddy System Network (a buddy system network is a previously arranged shared process where neighbors evacuate each other's pets (if possible) when you're away from home during an evacuation)



BROUGHT TO YOU BY:





## Wildfire Preparedness for Household Pets

# Pet Evacuation Checklist



» **Photos with your pet** (to help identify you are the pet's owner when no physical records are available to claim your rescued animal)

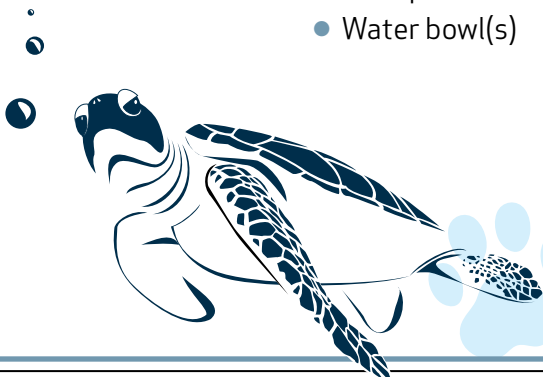
- A picture will help you document ownership and could also help in locating a missing pet
- Photos can help document any distinguishing characteristics that will be helpful in identifying a lost or missing pet

» **Pet food and treats:**

- Food for three to seven days
- If your pet eats canned food - include a manual can opener and spoon.
- Feeding bowl

» **Water:**

- Pack enough clean water to meet each pet's individual needs for a minimum of three days and up to one week
- Water bowl(s)



**BROUGHT TO YOU BY:**





## Wildfire Preparedness for Household Pets

# Pet Evacuation Checklist

### » Miscellaneous items:

- Cat litter, tray and scoop
- Bedding/blanket
- Toys
- Leather gloves and towels (in case your pet is upset or scared)
- Dog crate, cat carrier, or cage for birds and other small pets
- Muzzle (if needed)
- Grooming supplies
- Dog waste bags

### » Pet first aid kit and animal first aid book:

- Items should include cotton bandage rolls, bandage tape, scissors, antibiotic ointment, medical-type gloves, isopropyl alcohol and saline solution

### » Cleaning supplies:

- Paper towels, trash bags, spray cleaner, disinfectant and hand sanitizer

### » Storing your kit:

- Keep your pet emergency kit in a dry location where the temperature does not get hot or below freezing.
- Make sure the kit is in a spot that's easy to reach for quick access when loading a car or truck

FOR MORE INFORMATION ABOUT PREPARING YOUR HOUSEHOLD PETS  
FOR AN EVACUATION DURING A WILDFIRE, VISIT [NFPA.ORG/TAKEACTION](https://www.nfpa.org/takeaction)

**BROUGHT TO YOU BY:**

